

LAMB ELECTRIC

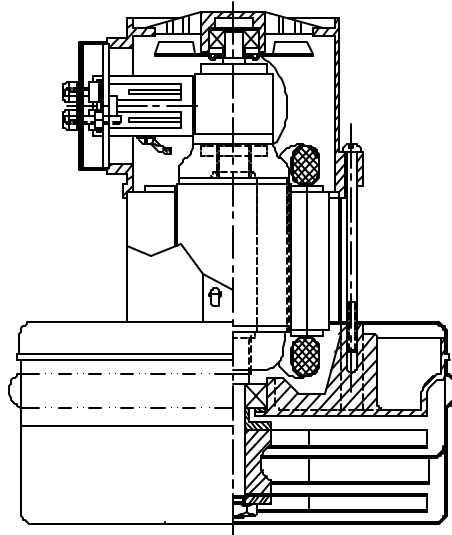
Model: 114788

DESCRIPTION

- Two stage
- 240 volts
- 7.5"/191 mm diameter
- Double ball bearings
- Single speed
- Peripheral bypass discharge
- Aluminum fan end bracket
- Aluminum commutator bracket

DESIGN APPLICATION

- Equipment operating in environments requiring separation of working air from motor ventilating air
- Designed to handle clean, dry, filtered air only



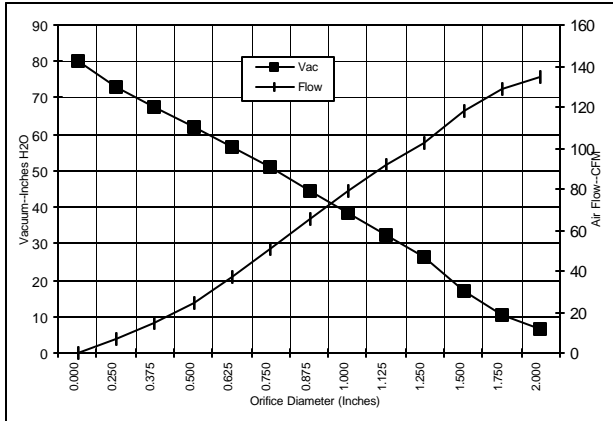
SPECIAL FEATURES

- Suitable for 240 volt AC operation, 50/60 Hz
- UL recognized, category PRGY2 (E47185)
- Provision for grounding
- The Lamb Electric vacuum motor line offers a wide range of performance levels to meet design needs

TYPICAL MOTOR PERFORMANCE.*

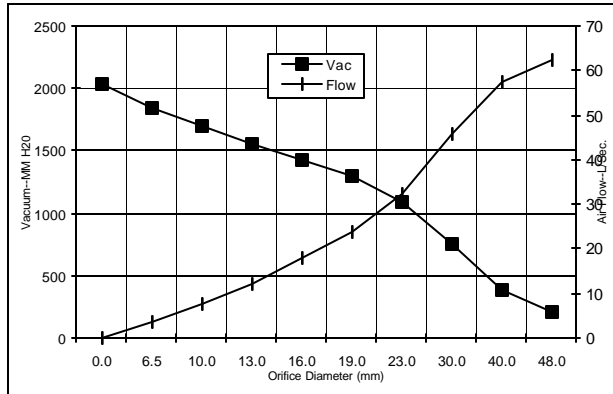
(At 240 volts, 60Hz, test data is corrected to standard conditions of 29.92 Hg, 68° F.)

ASTM DATA



Orifice (Inches)	Amps	Watts (In)	RPM	Vac (In.H ₂ O)	Flow (CFM)	Air Watts
2.000	5.1	1121	12600	6.7	134.5	106
1.750	5.2	1130	12565	10.6	129.0	162
1.500	5.2	1136	12502	16.9	118.1	235
1.250	5.2	1135	12510	26.5	102.8	320
1.125	5.2	1124	12582	32.3	91.8	349
1.000	5.0	1100	12737	38.6	79.1	359
0.875	4.8	1061	13010	44.6	65.1	341
0.750	4.6	1014	13375	51.0	51.0	306
0.625	4.3	960	13825	56.3	37.1	245
0.500	4.0	899	14352	62.0	24.8	181
0.375	3.8	842	14920	67.7	14.8	118
0.250	3.5	793	15480	73.0	7.1	61
0.000	3.3	753	15912	79.9	0.0	0

METRIC DATA



Orifice (mm)	Amps	Watts (In)	RPM	Vac (mm H ₂ O)	Flow (L/Sec)	Air Watts
48.0	5.2	1125	12585	214	62.3	131
40.0	5.2	1134	12521	381	57.3	213
30.0	5.2	1129	12550	754	45.7	336
23.0	4.9	1071	12942	1095	32.4	346
19.0	4.6	1013	13384	1298	23.9	305
16.0	4.3	962	13807	1425	17.8	247
13.0	4.1	905	14299	1560	12.3	187
10.0	3.8	851	14835	1698	7.7	127
6.5	3.5	795	15452	1847	3.5	64
0.0	3.3	753	15912	2029	0.0	0

Note: Metric performance data is calculated from the ASTM data above.

* Data represents performance of a typical motor sampled from a large production quantity. Individual motor data may vary due to normal manufacturing variat

Test Specs:	230 volts	Minimum Sealed Vacuum:	N/A	ORIFICE:	7/8"	Minimum Vacuum:	36.0"	Maximum Watts:	N/A
-------------	-----------	------------------------	-----	----------	------	-----------------	-------	----------------	-----

