

LAMB ELECTRIC DIVISION

Model: 119389-13



New-- Switched Reluctance Blowers

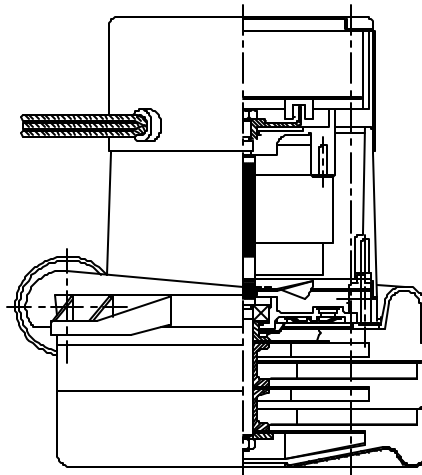


DESCRIPTION

- Three stage
- 120 volts
- 7.2" / 183 mm diameter
- Dual ball bearings
- Tangential discharge
- All aluminum die cast housings used in motor construction

DESIGN APPLICATION

- Equipment operating in environments requiring separation of working air from motor ventilating air
- Designed to handle clean, dry, filtered air only

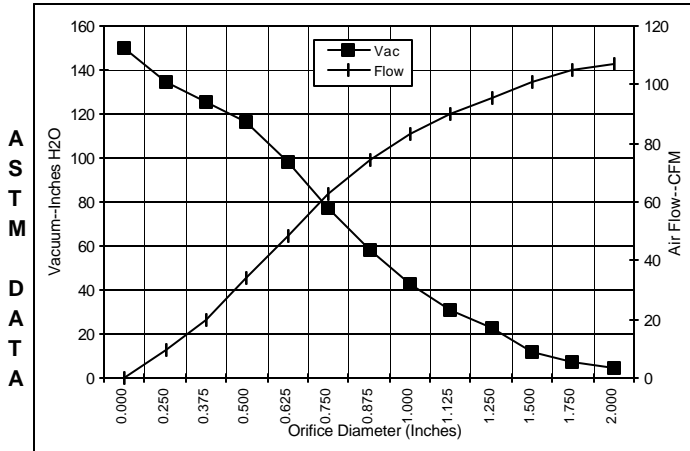


SPECIAL FEATURES

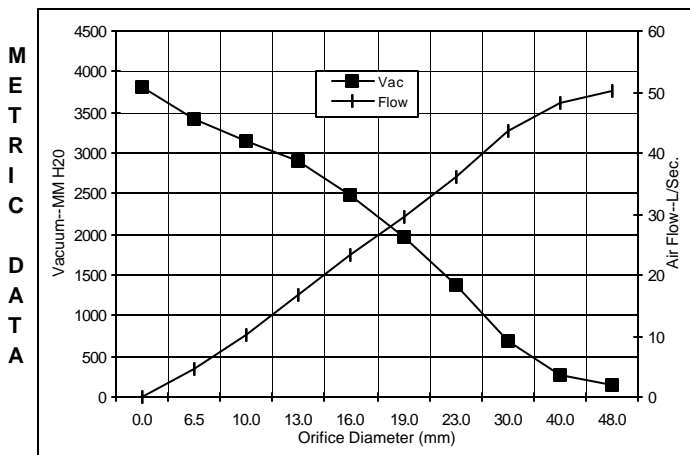
- Suitable for 120 volt AC operation, 60 Hz
- UL component recognized
- Provision for grounding
- Brushless Switched Reluctance design
- 10 mm shaft and bearing system
- Tapered fan system
- Fuse protection included on electronics circuit board
- Epoxy painted fan case
- Patented air seal bearing construction. U.S. Patent # 4,088,424
- Motor performance can be shaped through use of daughter boards applied to main circuit board to meet specific requirements
- Aluminum fan end bracket designed to dampen vibration and improve durability

TYPICAL MOTOR PERFORMANCE.*

(At 120 volts, 60Hz, test data is corrected to standard conditions of 29.92 Hg, 68° F.)



Orifice (Inches)	Amps	Watts (In)	RPM	Vac (In.H2O)	Flow (CFM)	Air Watts
2.000	16.6	1791	21148	4.2	106.8	53
1.750	16.6	1783	21104	6.9	104.9	86
1.500	16.7	1783	21026	12.2	100.8	145
1.250	16.8	1782	20920	22.6	95.2	253
1.125	16.8	1781	20856	31.1	90.2	330
1.000	16.9	1782	20824	42.9	83.2	420
0.875	16.8	1779	20880	58.6	74.4	512
0.750	16.5	1778	21136	77.4	62.5	568
0.625	16.6	1757	21732	98.5	48.7	563
0.500	15.5	1649	22612	116.1	33.8	461
0.375	13.2	1353	22918	125.2	19.7	290
0.250	12.3	1210	23980	134.8	9.3	147
0.000	11.6	1138	25294	150.2	0.0	0



Orifice (mm)	Amps	Watts (In)	RPM	Vac (mm H2O)	Flow (L/Sec)	Air Watts
48.0	16.6	1787	21129	137	50.0	68
40.0	16.7	1783	21049	269	48.2	127
30.0	16.8	1781	20885	693	43.6	295
23.0	16.8	1780	20866	1389	36.2	489
19.0	16.5	1778	21148	1977	29.4	568
16.0	16.6	1758	21708	2480	23.2	563
13.0	15.6	1660	22524	2904	16.7	471
10.0	13.5	1397	22872	3145	10.3	316
6.5	12.3	1217	23927	3412	4.6	154
0.0	11.6	1138	25294	3815	0.0	0

Note: Metric performance data is calculated from the ASTM data above.

* Data represents performance of a typical motor sampled from a large production quantity. Individual motor data may vary due to normal manufacturing

Test Specs:	Minimum Sealed Vacuum: 134"	ORIFICE: 7/8"	Minimum Vacuum: 49.0"	Maximum Watts: 1720
-------------	-----------------------------	---------------	-----------------------	---------------------

