



Floorcare & Specialty Motors

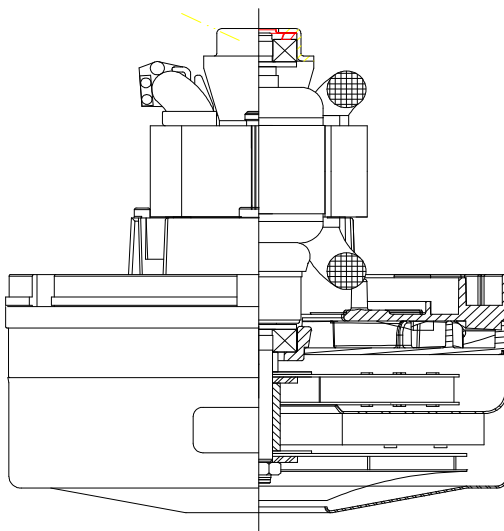
**Models: 122445-00
E-15558-2**

DESCRIPTION

- Two stage
- 120 volts
- 5.7"/145 mm diameter
- Double ball bearings
- Single speed
- Thru-flow discharge
- Steel End bracket
- Thermoset Commutator bracket

DESIGN APPLICATION

- Equipment operating in environments not requiring separation of working air from motor ventilating air
- Designed to handle clean, dry, filtered air only



SPECIAL FEATURES

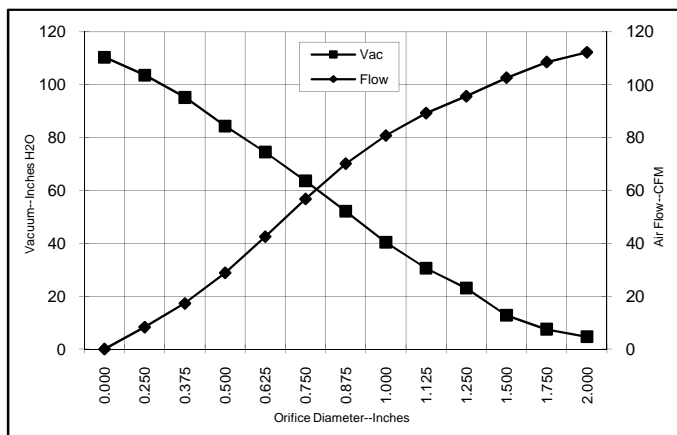
- Suitable for 120 volt AC operation, 60 Hz
- UL recognized, category PRGY2 (E47185)
- Provision for grounding
- Skeleton-frame construction
- High Efficient fan system
- Self-Hold Thermal Device
- Patented "Eternity" brush mech for 2000+ hours life
- Class B Insulation
- The Lamb Electric vacuum motor line offers a wide range of performance levels to meet design needs

Preliminary

TYPICAL MOTOR PERFORMANCE.*

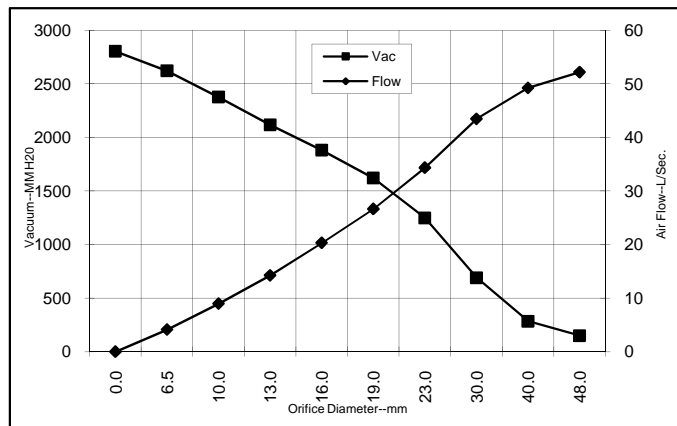
(At 120 volts, 60Hz, test data is corrected to standard conditions of 29.92 Hg, 68° F.)

ASTM DATA



Orifice (Inches)	Amps	Watts (In)	RPM	Vac (In.H2O)	Flow (CFM)	Air Watts
2.000	9.7	1098	22010	4.6	112.3	61
1.750	9.7	1085	21870	7.5	108.6	95
1.500	9.9	1112	21913	12.7	102.6	153
1.250	9.9	1115	21628	23.0	95.6	259
1.125	10.1	1135	21679	30.6	89.3	320
1.000	10.1	1133	21630	40.4	80.8	382
0.875	10.0	1127	21772	52.1	70.2	429
0.750	9.7	1094	22063	63.6	56.8	424
0.625	9.1	1030	22783	74.5	42.5	372
0.500	8.4	952	23789	84.4	28.9	286
0.375	7.6	860	25078	95.2	17.3	193
0.250	6.9	786	26186	103.6	8.3	84
0.000	6.4	731	27193	110.4	0.0	0

METRIC DATA



Orifice (mm)	Amps	Watts (In)	RPM	Vac (mm H2O)	Flow (L/Sec)	Air Watts
48.0	9.7	1092	21948	149	52.2	76
40.0	9.8	1104	21900	283	49.3	136
30.0	10.0	1126	21656	690	43.5	293
23.0	10.0	1129	21737	1249	34.4	417
19.0	9.7	1093	22077	1621	26.7	423
16.0	9.1	1033	22754	1881	20.3	374
13.0	8.5	960	23688	2118	14.3	294
10.0	7.7	874	24885	2377	9.0	207
6.5	6.9	790	26131	2622	4.1	89
0.0	6.4	731	27193	2804	0.0	0

Note: Metric Performance data is calculated from the ASTM data above.

* Data represents performance of a typical motor sampled from a large production quantity. Individual motor data may vary due to normal manufacturing variations.

Test Specs: 120 volts	Minimum Sealed Vacuum: 104.0	ORIFICE: 7/8 "	Minimum Vacuum: 47.0	Maximum Watts: TBD
------------------------------	-------------------------------------	-----------------------	-----------------------------	---------------------------

