



Floorcare & Specialty Motors

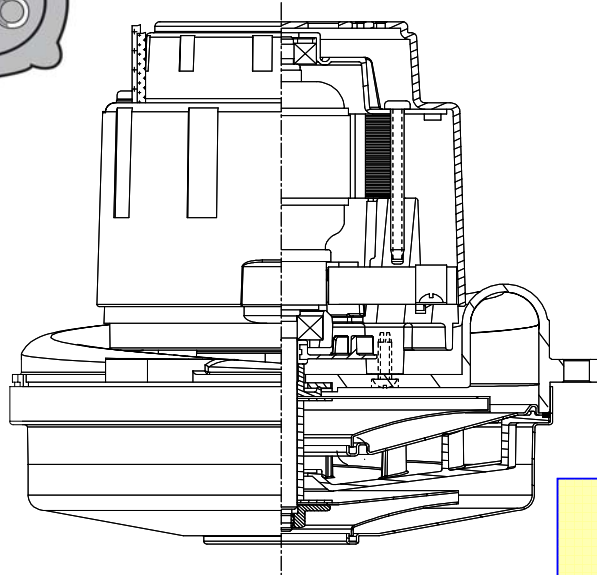
Model: 122238-18

SPECIAL FEATURES

- 2000+ hours life
- 220 Peak Air Watts
- Up to 36% Overall Efficiency
- High efficient cooling system
- Lamb "Green Power Label"
- UL recognized, category PRGY2 (E47185)
- CSA certification pending
- New patent-pending bearing protection for wet applications.

DESCRIPTION

- 36 volts DC
- Two-stage tapered fan
- 6.6" / 162 mm diameter
- Improved sound quality
- "True" tangential discharge bracket
- High-Efficiency "Galaxy" lamination
- Double ball bearings; 10mm output



DESIGN APPLICATION

- Equipment operating in environments requiring separation of working air from motor ventilating air
- Designed to handle clean, dry, filtered air only

PEAK AIRWATTS

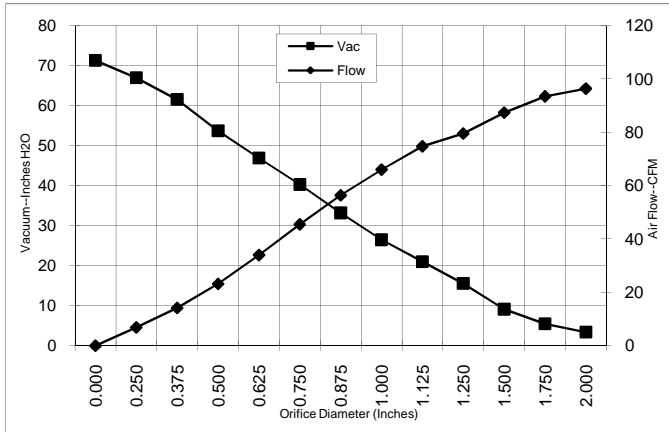
220

Calculated in accordance with ASTM F2105

TYPICAL MOTOR PERFORMANCE.*

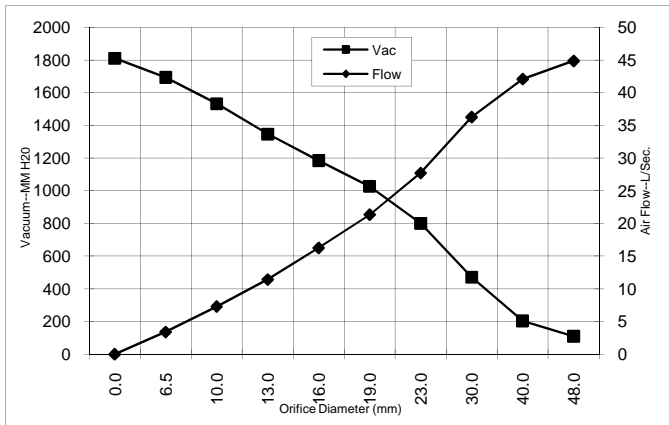
(At 36 volts DC, test data is corrected to standard conditions of 29.92 Hg, 68° F.)

ASTM DATA



Orifice (Inches)	Amps	Watts (In)	RPM	Vac (In.H2O)	Flow (CFM)	Air Watts
2.000	17.1	616	15793	3.4	96.3	38
1.750	17.1	617	15794	5.5	93.4	60
1.500	17.1	617	15745	9.1	87.4	93
1.250	17.1	615	15772	15.5	79.5	145
1.125	17.1	615	15794	21.0	74.7	184
1.000	17.1	616	15745	26.5	66.0	205
0.875	17.0	613	15793	33.2	56.3	219
0.750	16.6	599	16061	40.3	45.5	215
0.625	15.8	571	16546	46.9	34.0	187
0.500	14.7	533	17317	53.7	23.2	146
0.375	13.5	488	18332	61.5	14.1	102
0.250	12.4	451	19223	67.0	6.9	64
0.000	11.5	416	20186	71.3	0.0	0

METRIC DATA



Orifice (mm)	Amps	Watts (In)	RPM	Vac (mm H2O)	Flow (L/Sec)	Air Watts
48.0	17.1	616	15793	109	44.9	48
40.0	17.1	617	15760	204	42.1	83
30.0	17.1	615	15784	471	36.3	166
23.0	17.0	614	15781	800	27.7	216
19.0	16.6	599	16071	1026	21.4	214
16.0	15.8	572	16527	1184	16.3	188
13.0	14.8	537	17240	1346	11.4	150
10.0	13.7	494	18180	1533	7.3	109
6.5	12.5	453	19178	1694	3.4	66
0.0	11.5	416	20186	1811	0.0	0

Note: Metric Performance data is calculated from the ASTM data above.

* Data represents performance of a typical motor sampled from a large production quantity. Individual motor data may vary due to normal manufacturing variations.

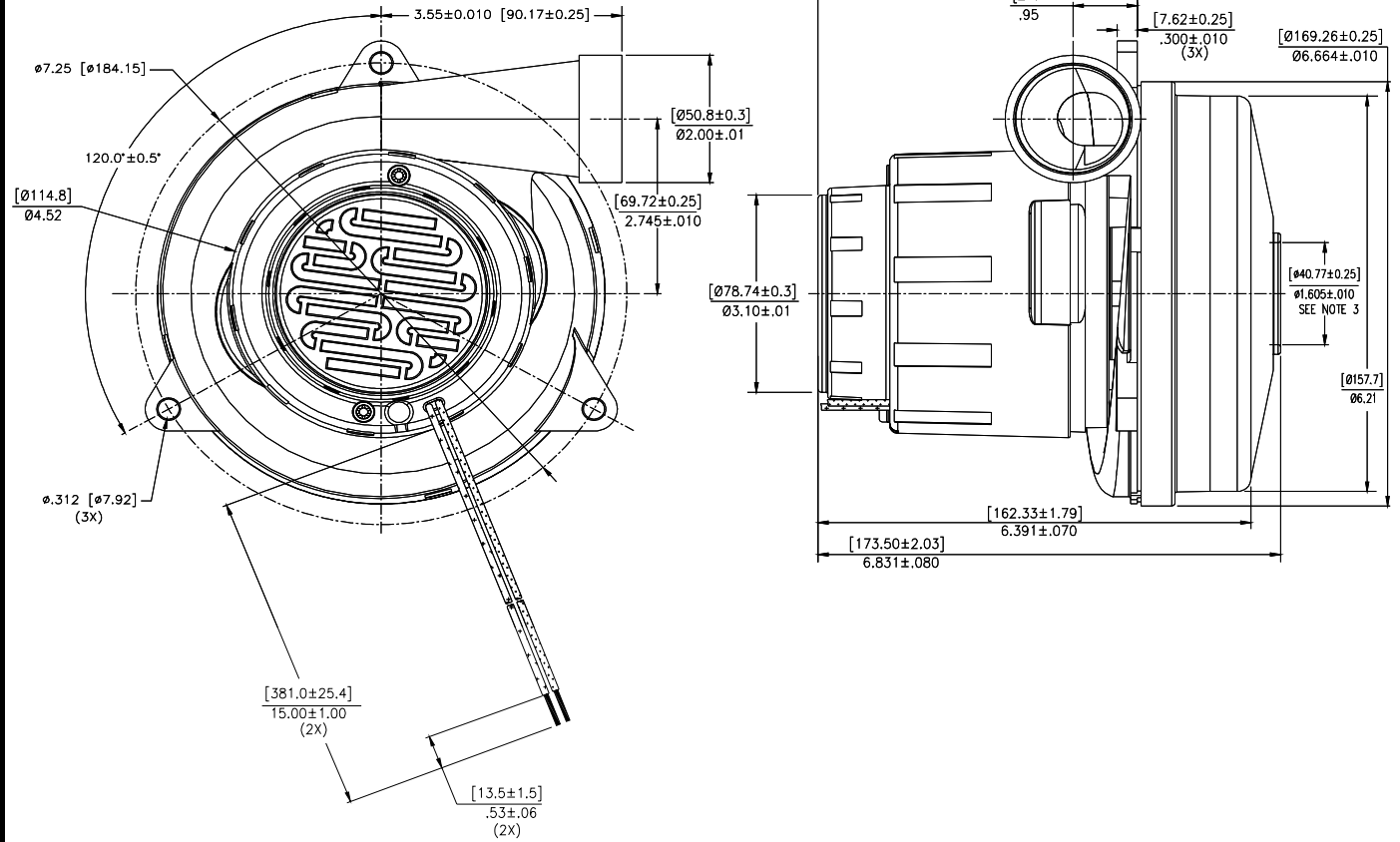
Test Specs:	36 VDC	Minimum Sealed Vacuum:	65.0	ORIFICE:	7/8"	Min. Vacuum:	31.5	Maximum Watts:	710
--------------------	---------------	-------------------------------	-------------	-----------------	-------------	---------------------	-------------	-----------------------	------------

DIMENSIONS



NOTES:

1. LEADS: 18GA. STRANDED, POWER LEADS BLACK AND WHITE. GROUNDING LEAD GREEN OR GREEN WITH YELLOW STRIPE.
2. MOTOR IDENTIFICATION: MANUFACTURER'S NAME, MODEL NUMBER, VOLTAGE, FREQUENCY, INSPECTOR'S CODE WITH "FF" SUFFIX, DATE OF MANUFACTURE, AGENCY RECOGNITION CODE, PLANT LOCATION CODE, "PATENT PENDING" AND COUNTRY OF ORIGIN.
3. MOUNTING MUST NOT RESTRICT THIS DIAMETER.
4. ALLOW [0.0026 SQ M]/4.0 SQ IN. (MIN.) FOR COOLING AIR INTAKE.
5. COOLING AIR INTAKE MUST BE SEPARATED FROM COOLING AIR EXHAUST.
6. COOLING AIR EXHAUST MUST BE SEPARATED FROM VACUUM EXHAUST.



IMPORTANT NOTE: Pictorial and dimensional data are subject to change without notice. Contact factory for current revision levels.

WARNING - When using AMETEK Floorcare & Specialty Motors (F&SM) bypass motors in machines that come in contact with foam, liquid (including water), or other foreign substances, the machine must be designed and constructed to prevent those substances from reaching the fan system, motor housing, and electrical components. F&SM vacuum motors other than hazardous duty models should not be applied in machines that come in contact with dry chemicals or other volatile materials. Failure to observe these precautions could cause flashing (depending on volatility) or electrical shock which could result in property damage and severe bodily injury, including death in extreme cases. All applications incorporating F&SM motors should be submitted to appropriate organizations or agencies for testing specifically related to the safety of your equipment.

AMETEK/Floorcare & Specialty Motors
www.ametekfsm.com

Issued: June, 2010