



**AIR WATT™**  
S E R I E S

**SPECIAL FEATURES**

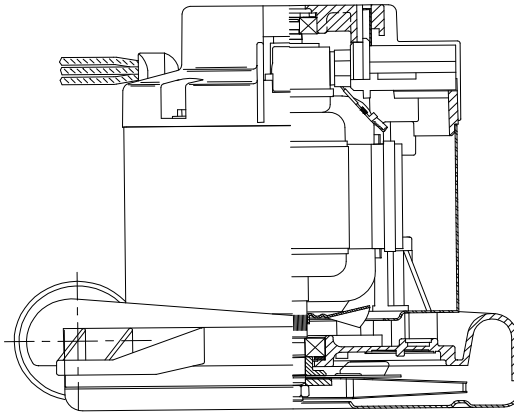
- **575 Peak Air Watts**
- High Efficiency Lamination
- 10 mm shaft and bearing system
- **Self Cleaning Fan System**
- Epoxy painted fan case
- Aluminum brackets to dampen vibration & improve durability
- Suitable for 230/240 volt AC operation, 50/60 Hz
- UL recognized, category PRGY2 (E47185)
- CSA certified, class 1611 01 (LR31393)
- The Lamb vacuum motor line offers a wide range of performance levels to meet design needs

**DESCRIPTION**

- One stage
- 230/240 volts
- **3.5" High Efficiency Lamination**
- 7.2"/183 mm diameter
- Double ball bearings
- **Self Cleaning Fan System**
- Tangential bypass discharge
- Aluminum fan end bracket
- Aluminum commutator bracket

**DESIGN APPLICATION**

- Equipment operating in environments requiring separation of working air from motor ventilating air
- Designed to handle clean, dry, filtered air only

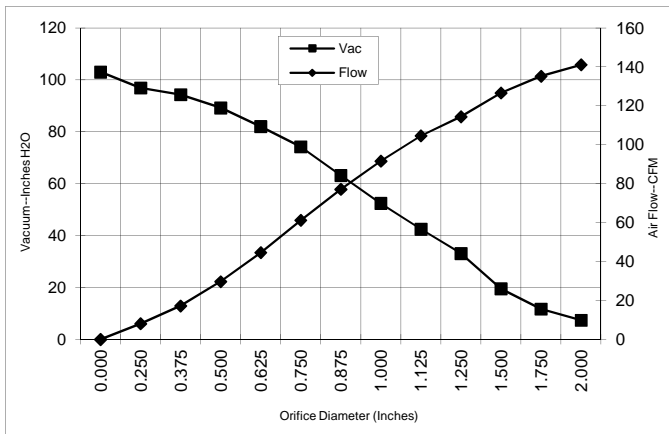


**PEAK AIRWATTS**  
**575**  
Calculated in accordance with ASTM F2105

**TYPICAL MOTOR PERFORMANCE.\***

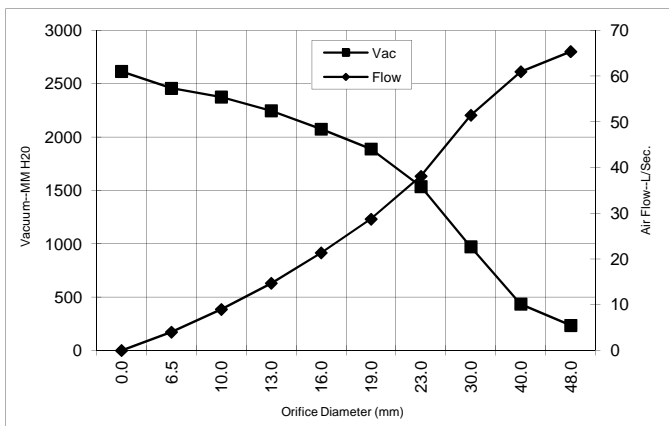
(At 240 volts, 60Hz, test data is corrected to standard conditions of 29.92 Hg, 68°F.)

**ASTM DATA**



Orifice (Inches)	Amps	Watts (In)	RPM	Vac (In.H <sub>2</sub> O)	Flow (CFM)	Air Watts
2.000	7.9	1784	25075	7.4	141.1	123
1.750	7.9	1788	25070	11.7	135.2	186
1.500	7.8	1763	25075	19.5	126.6	290
1.250	7.7	1731	25270	33.1	114.4	445
1.125	7.5	1698	25465	42.5	104.6	523
1.000	7.3	1653	25650	52.4	91.6	565
0.875	6.9	1573	26050	63.2	77.1	573
0.750	6.6	1493	26840	74.2	61.2	534
0.625	6.0	1367	27420	82.0	44.6	430
0.500	5.4	1243	28610	89.2	29.7	312
0.375	4.9	1135	29585	94.3	17.2	191
0.250	4.6	1057	30375	96.9	8.1	92
0.000	4.4	1020	30965	103.0	0.0	0

**METRIC DATA**



Orifice (mm)	Amps	Watts (In)	RPM	Vac (mm H <sub>2</sub> O)	Flow (L/Sec)	Air Watts
48.0	7.9	1786	25073	236	65.4	151
40.0	7.8	1771	25074	436	61.0	259
30.0	7.6	1713	25377	972	51.5	488
23.0	7.0	1593	25950	1537	38.1	571
19.0	6.6	1490	26852	1889	28.7	532
16.0	6.0	1372	27397	2075	21.4	434
13.0	5.5	1255	28491	2247	14.7	324
10.0	5.0	1151	29439	2376	9.0	209
6.5	4.6	1061	30336	2458	4.0	97
0.0	4.4	1020	30965	2616	0.0	0

Note: Metric Performance data is calculated from the ASTM data above.

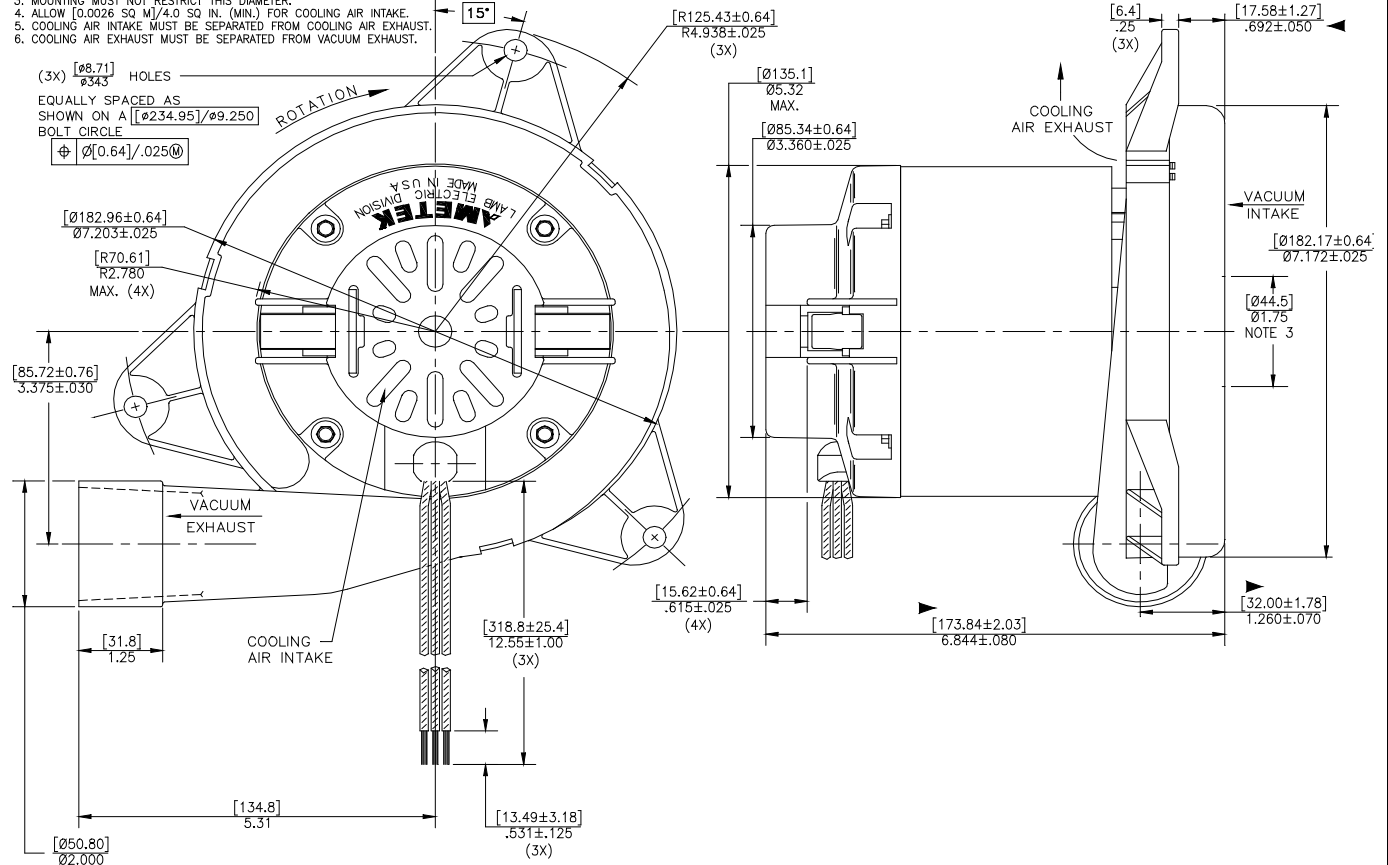
\* Data represents performance of a typical motor sampled from a large production quantity. Individual motor data may vary due to normal manufacturing variations.

<b>Test Specs:</b>	240 volts	<b>Minimum Sealed Vacuum:</b>	120.0"	<b>ORIFICE:</b>	7/8"	<b>Minimum Vacuum:</b>	55.0"	<b>Maximum Watts:</b>	1800
--------------------	-----------	-------------------------------	--------	-----------------	------	------------------------	-------	-----------------------	------

**DIMENSIONS**

NOTES:

1. LEADS: 16GA. STRANDED, ONE BLACK AND ONE WHITE. GROUND LEAD: 16GA. STRANDED, GREEN WITH YELLOW STRIPE.
2. MOTOR IDENTIFICATION: MANUFACTURER'S NAME, MODEL NUMBER, VOLTAGE, FREQUENCY, INSPECTOR'S CODE WITH "FF" SUFFIX, DATE OF MANUFACTURE, AGENCY RECOGNITION CODE, PLANT LOCATION CODE, PATENTS: \*4698534; 4621991; PATENT PENDING\* AND COUNTRY OF ORIGIN.
3. MOUNTING MUST NOT RESTRICT THIS DIAMETER.
4. ALLOW [0.0026 SQ M]/4.0 SQ IN. (MIN.) FOR COOLING AIR INTAKE.
5. COOLING AIR INTAKE MUST BE SEPARATED FROM COOLING AIR EXHAUST.
6. COOLING AIR EXHAUST MUST BE SEPARATED FROM VACUUM EXHAUST.



**IMPORTANT NOTE:** Pictorial and dimensional data are subject to change without notice. Contact factory for current revision levels.

**WARNING** - When using AMETEK Lamb Electric bypass motors in machines that come in contact with foam, liquid (including water), or other foreign substances, the machine must be designed and constructed to prevent those substances from reaching the fan system, motor housing, and electrical components. Lamb Electric vacuum motors other than hazardous duty models should not be applied in machines that come in contact with dry chemicals or other volatile materials. Failure to observe these precautions could cause flashing (depending on volatility) or electrical shock which could result in property damage and severe bodily injury, including death in extreme cases. All applications incorporating Lamb Electric motors should be submitted to appropriate organizations or agencies for testing specifically related to the safety of your equipment.

**AMETEK/Lamb Electric Division**  
 627 Lake Street  
 Kent, Ohio 44240  
 U.S.A.  
 Tel: (330) 673-3786 Fax: (330) 677-3812  
[www.lambelectric.com](http://www.lambelectric.com)