



**AMETEK**

**LAMB ELECTRIC**

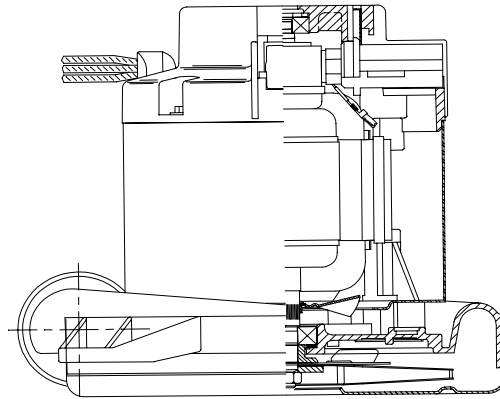
**AIR WATT™**  
SERIES

**Product Bulletin**

**Model: 119962-12**

**SPECIAL FEATURES**

- **585 Peak Air Watts**
- High Efficiency Lamination
- 10 mm shaft and bearing system
- **Self Cleaning Fan System**
- Epoxy painted fan case
- Aluminum brackets to dampen vibration & improve durability
- Suitable for 120 volt AC operation, 50/60 Hz
- UL recognized, category PRGY2 (E47185)
- CSA certified, class 1611 01 (LR31393)
- The Lamb vacuum motor line offers a wide range of performance levels to meet design needs



**DESCRIPTION**

- One stage
- 120 volts
- **3.5" High Efficiency Lamination**
- 7.2"/183 mm diameter
- Double ball bearings
- **Self Cleaning Fan System**
- Tangential bypass discharge
- Aluminum fan end bracket
- Aluminum commutator bracket

**DESIGN APPLICATION**

- Equipment operating in environments requiring separation of working air from motor ventilating air
- Designed to handle clean, dry, filtered air only

**PEAK AIRWATTS**

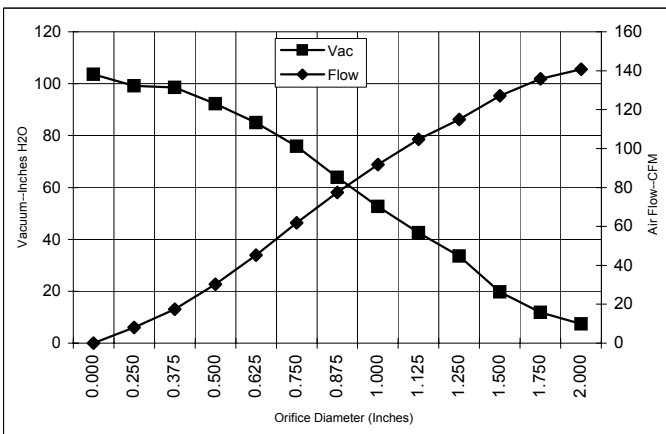
**585**

Calculated in accordance with ASTM F2105

**TYPICAL MOTOR PERFORMANCE.\***

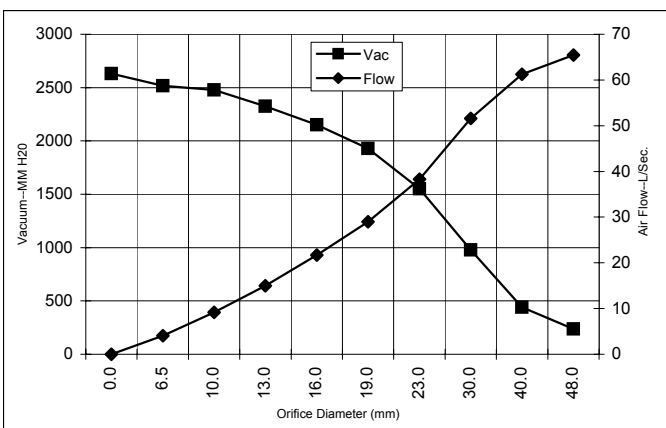
(At 120 volts, 60Hz, test data is corrected to standard conditions of 29.92 Hg, 68° F.)

**ASTM DATA**



Orifice (Inches)	Amps	Watts (In)	RPM	Vac (In.H2O)	Flow (CFM)	Air Watts
2.000	16.3	1816	25300	7.4	140.8	123
1.750	16.0	1791	25400	11.9	135.9	190
1.500	16.0	1780	25360	19.7	127.1	295
1.250	15.4	1719	25650	33.5	115.0	453
1.125	15.2	1701	25630	42.6	104.7	525
1.000	14.8	1656	25890	52.7	91.8	569
0.875	14.2	1594	26830	63.9	77.5	583
0.750	13.4	1514	27070	75.8	61.8	551
0.625	12.4	1402	28360	85.0	45.3	453
0.500	11.2	1281	29710	92.3	30.2	328
0.375	10.1	1154	30100	98.5	17.5	203
0.250	9.1	1050	30660	99.1	8.1	94
0.000	8.7	1002	31320	103.6	0.0	0

**METRIC DATA**



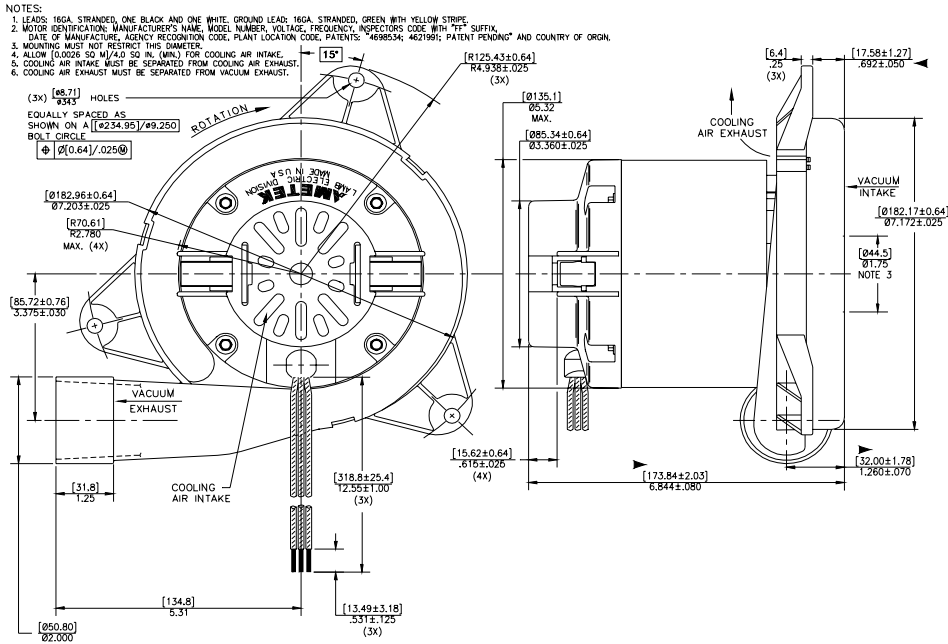
Orifice (mm)	Amps	Watts (In)	RPM	Vac (mm H2O)	Flow (L/Sec)	Air Watts
48.0	16.2	1805	25344	238	65.4	152
40.0	16.0	1783	25372	441	61.2	263
30.0	15.3	1709	25639	978	51.6	493
23.0	14.4	1610	26595	1552	38.3	579
19.0	13.4	1512	27096	1930	29.0	549
16.0	12.4	1406	28308	2150	21.7	457
13.0	11.4	1293	29575	2326	15.0	340
10.0	10.3	1173	30042	2478	9.2	222
6.5	9.2	1055	30632	2516	4.0	100
0.0	8.7	1002	31320	2631	0.0	0

Note: Metric Performance data is calculated from the ASTM data above.

\* Data represents performance of a typical motor sampled from a large production quantity. Individual motor data may vary due to normal manufacturing variations.

<b>Test Specs:</b>	120 volts	<b>Minimum Sealed Vacuum:</b>	120.0"	<b>ORIFICE:</b>	7/8"	<b>Minimum Vacuum:</b>	55.0"	<b>Maximum Watts:</b>	1800
--------------------	-----------	-------------------------------	--------	-----------------	------	------------------------	-------	-----------------------	------

**DIMENSIONS**



**IMPORTANT NOTE:** Pictorial and dimensional data are subject to change without notice. Contact factory for current revision levels.

**WARNING** - When using AMETEK Lamb Electric bypass motors in machines that come in contact with foam, liquid (including water), or other foreign substances, the machine must be designed and constructed to prevent those substances from reaching the fan system, motor housing, and electrical components. Lamb Electric vacuum motors other than hazardous duty models should not be applied in machines that come in contact with dry chemicals or other volatile materials. Failure to observe these precautions could cause flashing (depending on volatility) or electrical shock which could result in property damage and severe bodily injury, including death in extreme cases. All applications incorporating Lamb Electric motors should be submitted to appropriate organizations or agencies for testing specifically related to the safety of your equipment.

**AMETEK/Lamb Electric Division**  
 627 Lake Street  
 Kent, Ohio 44240  
 U.S.A.  
 Tel: (330) 673-3786 Fax: (330) 677-3812  
 www.lambelectric.com