

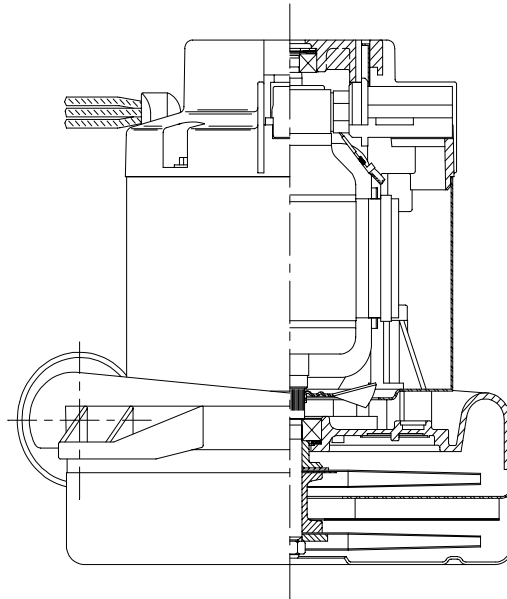


DESCRIPTION

- Two stage
- 120 volts
- 7.2" / 183 mm diameter
- Double ball bearings
- Single speed
- Tangential bypass discharge
- Aluminum fan end bracket
- Aluminum commutator bracket
- Non Loading Fan System
- High Silicon-Low Core Loss Motor

DESIGN APPLICATION

- Equipment operating in environments requiring separation of working air from motor ventilating air
- Designed to handle clean, dry, filtered air only



SPECIAL FEATURES

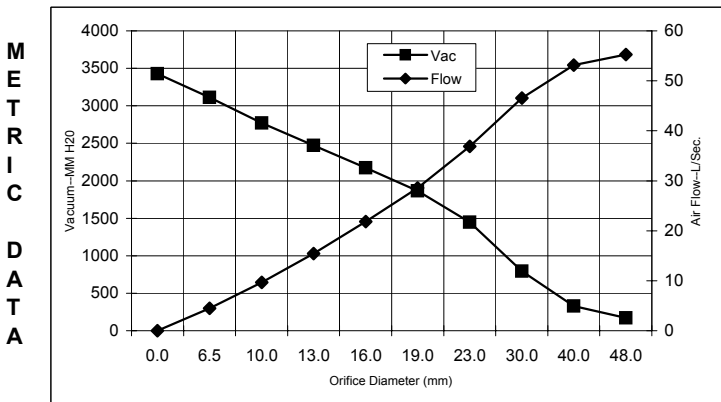
- Broadband Air Performance with 535 Peak Air Watts
- Non Loading Fan System
- Suitable for 120 volt AC operation, 50/60 Hz
- High Efficiency Magnetics
- UL recognized, category PRGY2 (E47185)
- CSA certified, class 1611 01 (LR31393)
- Provision for grounding
- Epoxy painted fan case
- Aluminum fan end bracket designed to dampen vibration and improve durability
- 10 mm shaft and bearing system
- The Lamb Electric vacuum motor line offers a wide range of performance levels to meet design needs

TYPICAL MOTOR PERFORMANCE.*

(At 120 volts, 60Hz, test data is corrected to standard conditions of 29.92 Hg, 68° F.)



Orifice (Inches)	Amps	Watts (In)	RPM	Vac (In.H2O)	Flow (CFM)	Air Watts
2.000	15.6	1782	17680	5.1	117.7	71
1.750	15.6	1780	17630	8.6	116.2	118
1.500	15.6	1782	17630	14.9	111.1	195
1.250	15.6	1781	17670	26.2	102.1	315
1.125	15.5	1775	17720	35.3	95.7	397
1.000	15.4	1760	17800	46.7	86.6	476
0.875	15.0	1724	17990	60.3	75.4	535
0.750	14.5	1663	18400	73.2	60.8	524
0.625	13.6	1568	19040	86.1	45.6	462
0.500	12.6	1453	19900	98.5	31.2	362
0.375	11.4	1325	20990	111.0	18.6	243
0.250	10.3	1203	22240	123.2	9.0	130
0.000	9.5	1112	23250	135.0	0.0	0



Orifice (mm)	Amps	Watts (In)	RPM	Vac (mm H2O)	Flow (L/Sec)	Air Watts
48.0	15.6	1781	17658	169	55.2	91
40.0	15.6	1781	17630	330	53.2	172
30.0	15.5	1778	17698	793	46.5	360
23.0	15.1	1733	17943	1445	36.9	520
19.0	14.4	1661	18413	1866	28.6	522
16.0	13.6	1572	19014	2174	21.8	464
13.0	12.7	1465	19814	2470	15.4	372
10.0	11.6	1344	20827	2772	9.7	261
6.5	10.3	1209	22178	3114	4.5	136
0.0	9.5	1112	23250	3429	0.0	0

Note: Metric performance data is calculated from the ASTM data above.

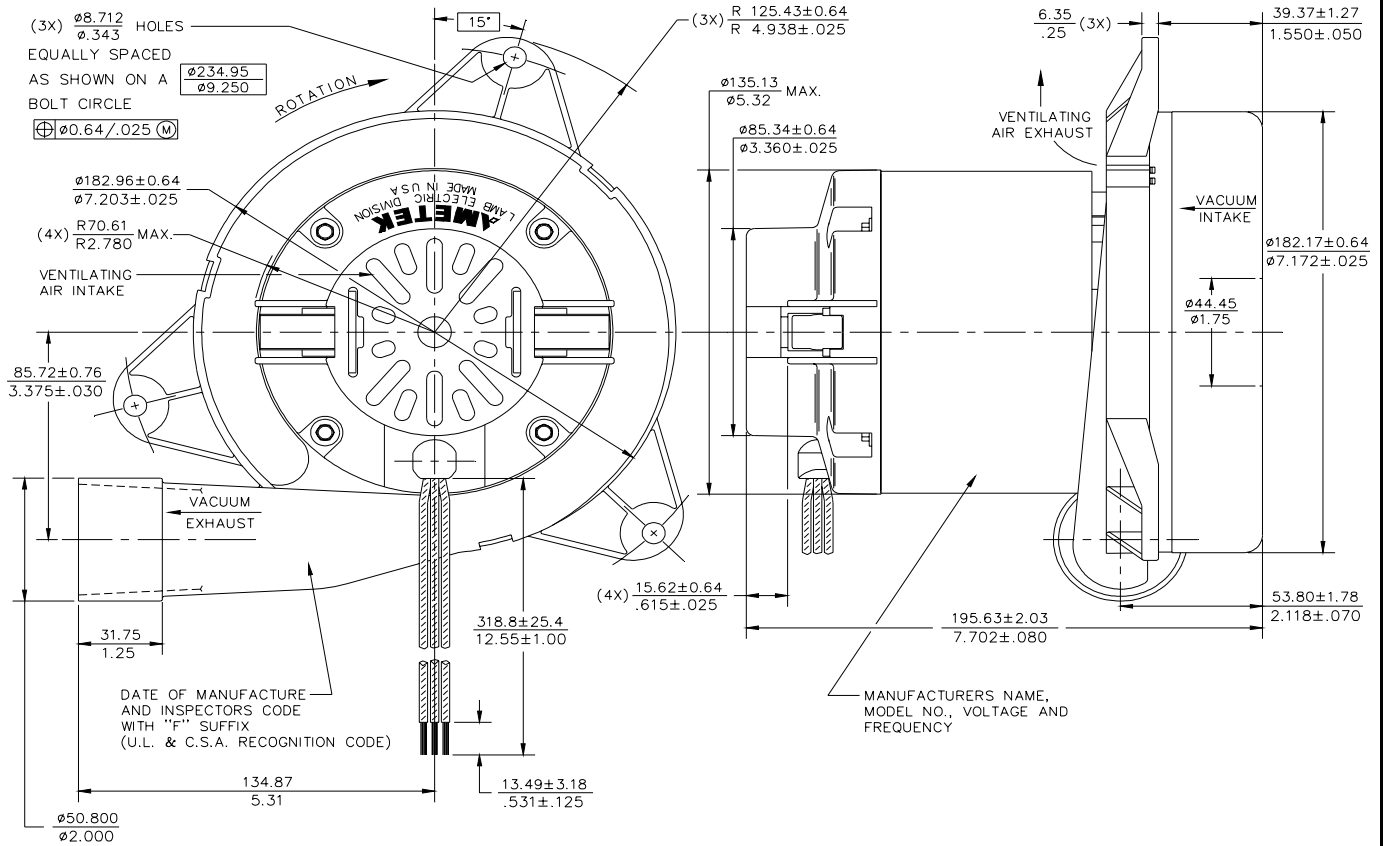
* Data represents performance of a typical motor sampled from a large production quantity. Individual motor data may vary to normal manufacturing variations.

Test Specs:	120 volts	Minimum Sealed Vacuum:	TBA	ORIFICE:	TBA	Minimum Vacuum:	TBA	Maximum Watts:	TBA
-------------	-----------	------------------------	-----	----------	-----	-----------------	-----	----------------	-----

DIMENSIONS

NOTES:

1. LEADS: 16GA. STRANDED, ONE BLACK AND ONE WHITE. GROUND LEAD: 18GA. STRANDED, GREEN WITH YELLOW STRIPE.



IMPORTANT NOTE: Pictorial and dimensional data are subject to change without notice. Contact factory for current revision levels.

WARNING - When using AMETEK Lamb Electric bypass motors in machines that come in contact with foam, liquid (including water), or other foreign substances, the machine must be designed and constructed to prevent those substances from reaching the fan system, motor housing, and electrical components. Lamb Electric vacuum motors other than hazardous duty models should not be applied in machines that come in contact with dry chemicals or other volatile materials. Failure to observe these precautions could cause flashing (depending on volatility) or electrical shock which could result in property damage and severe bodily injury, including death in extreme cases. All applications incorporating Lamb Electric motors should be submitted to appropriate organizations or agencies for testing specifically related to the safety of your equipment.

AMETEK/Lamb Electric Division
627 Lake Street
Kent, Ohio 44240
U.S.A.
Tel: (330) 673-3786 Fax: (330) 677-3812
www.lambelectric.com