



**AMETEK**  
**LAMB ELECTRIC**

**Product Bulletin**

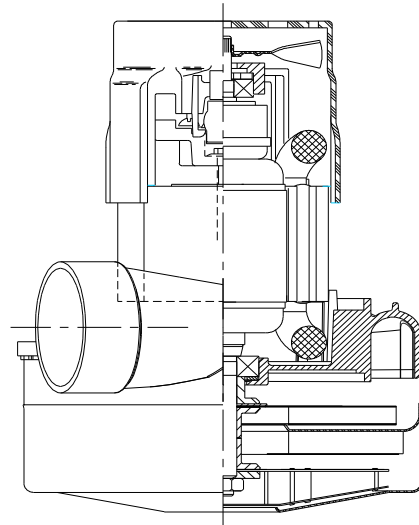
**Model: 119708-00**

**DESCRIPTION**

- Double stage
- 120 volts
- 5.7" / 145 mm diameter
- Dual ball bearings
- Single speed
- Tangential bypass discharge
- Aluminum fan end bracket
- Aluminum commutator bracket

**DESIGN APPLICATION**

- Equipment operating in environments requiring separation of working air from motor ventilating air
- Designed to handle clean, dry, filtered air only



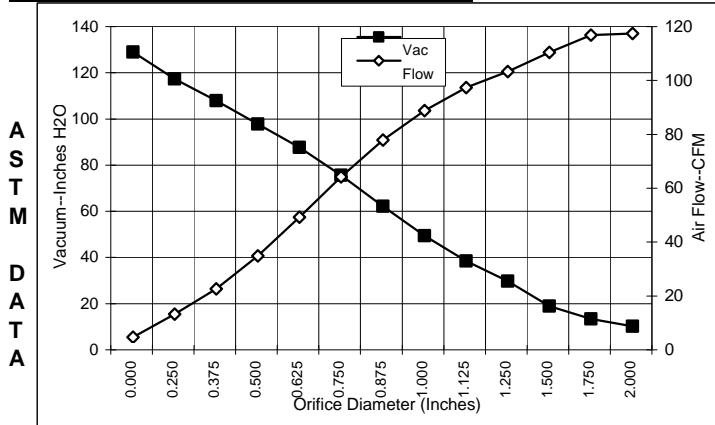
**SPECIAL FEATURES**

- Suitable for 120 volt AC operation, 50/60 Hz
- UL recognized, category PRGY2 (E47185)
- Provision for grounding
- Skeleton frame design
- Tapered fan system
- The Lamb vacuum motor line offers a wide range of performance levels to meet design needs

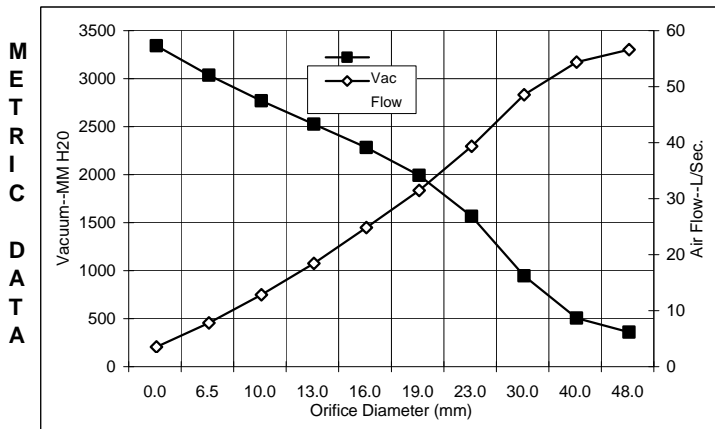


**TYPICAL MOTOR PERFORMANCE.\***

(At 120 volts, 60Hz, test data is corrected to standard conditions of 29.92 Hg, 68° F.)



Orifice (Inches)	Amps	Watts (In)	RPM	Vac (In.H <sub>2</sub> O)	Flow (CFM)	Air Watts
2.000	13.8	1559	22330	4.7	112.7	62
1.750	13.8	1569	22346	7.9	112.2	105
1.500	13.9	1577	22360	13.5	105.8	168
1.250	13.9	1575	22386	24.3	98.6	282
1.125	13.8	1569	22416	33.0	92.7	360
1.000	13.7	1552	22443	43.9	84.1	434
0.875	13.4	1525	22646	56.7	73.2	488
0.750	12.9	1463	23000	70.1	59.5	490
0.625	12.0	1375	23673	82.2	44.6	431
0.500	11.1	1276	24563	92.3	30.2	327
0.375	10.2	1170	25723	102.5	17.9	215
0.250	9.3	1074	26940	111.9	8.6	113
0.000	8.6	996	28060	123.5	0.0	0



Orifice (mm)	Amps	Watts (In)	RPM	Vac (mm H <sub>2</sub> O)	Flow (L/Sec)	Air Watts
48.0	13.8	1563	22337	155	53.1	81
40.0	13.9	1575	22356	300	50.8	149
30.0	13.8	1572	22403	739	45.0	325
23.0	13.5	1532	22595	1359	35.8	475
19.0	12.8	1461	23013	1787	27.9	489
16.0	12.1	1379	23646	2076	21.3	433
13.0	11.2	1286	24474	2319	14.9	337
10.0	10.3	1186	25549	2565	9.3	232
6.5	9.3	1079	26879	2830	4.3	118
0.0	8.6	996	28060	3137	0.0	0

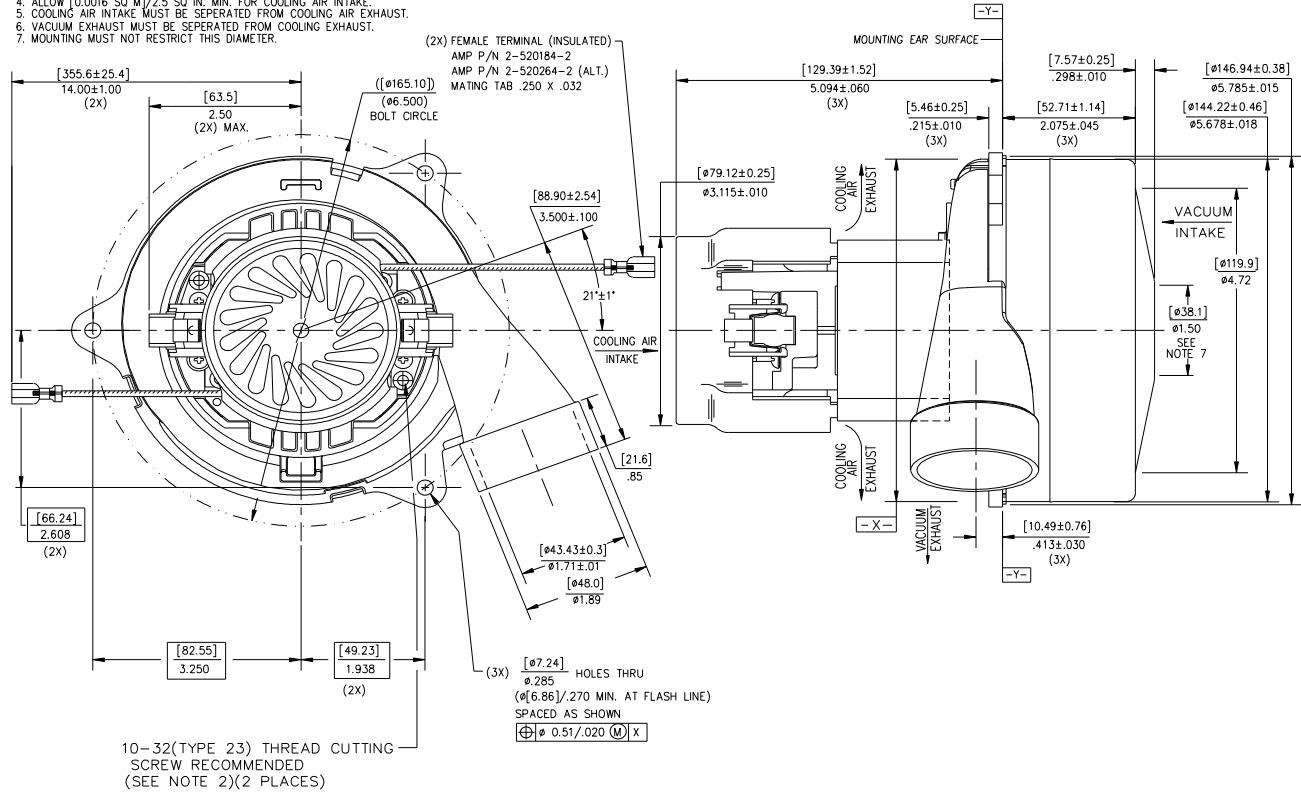
Note: Metric performance data is calculated from the ASTM data above.

\* Data represents performance of a typical motor sampled from production quantity. Individual motor data may vary due to normal manufacturing variation

<b>Test Specs:</b>	120 volt	<b>Minimum Sealed Vacuum:</b>	110.0"	<b>ORIFICE:</b>	7/8"	<b>Minimum Vacuum:</b>	51.0"	<b>Maximum Watts:</b>	1600
--------------------	----------	-------------------------------	--------	-----------------	------	------------------------	-------	-----------------------	------

**DIMENSIONS**

- NOTES:
- LEADS: 18GA STRANDED, LEADS CAN BE ANY COLOR EXCEPT GREEN OR GREEN WITH YELLOW STRIPE.
  - GROUNDING OR EARTHING PROVISIONS: USE HOLES AS INDICATED FOR GROUNDING OR EARTHING. REFER TO APPROPRIATE LISTING OR REGULATORY AGENCY FOR PROPER METHOD OF GROUNDING OR EARTHING.
  - MOTOR IDENTIFICATION: MANUFACTURER'S NAME, MODEL NUMBER, VOLTAGE, FREQUENCY, INSPECTORS CODE, DATE OF MANUFACTURE, AGENCY RECOGNITION CODE, PLANT LOCATION CODE, PATENT INFORMATION, "ONE OR MORE OF THE FOLLOWING PATENTS APPLY TO THIS MOTOR: 5482378; 5736805; 4669952; 4684835". AND MADE IN THE USA.
  - ALLOW 10.0016 SO M1/2.5 SO IN. MIN. FOR COOLING AIR INTAKE.
  - COOLING AIR INTAKE MUST BE SEPERATED FROM COOLING AIR EXHAUST.
  - VACUUM EXHAUST MUST BE SEPERATED FROM COOLING EXHAUST.
  - MOUNTING MUST NOT RESTRICT THIS DIAMETER.



**IMPORTANT NOTE:** Pictorial and dimensional data are subject to change without notice. Contact factory for current revision levels.

**WARNING** - When using AMETEK/Lamb Electric bypass motors in machines that come in contact with foam, liquid (including water) of other foreign substances, the machine must be designed and constructed to prevent those substances from reaching the fan system, motor housing and electrical components. Lamb vacuum motors other than hazardous duty models should not be applied in machines that come in contact with dry chemicals or other volatile materials. Failure to observe these precautions could cause flashing (depending on volatility) or electrical shock which could result in property damage and severe bodily injury, including death in extreme cases. All applications incorporating Lamb motors should be submitted to appropriate organizations or agencies for testing specifically related to the safety of your equipment.

**AMETEK/Lamb Electric Division**  
 627 Lake Street  
 Kent, Ohio 44240  
 U.S.A.  
 Tel: (330) 673-3451  
 Fax: (330) 673-8994

**Ametek GmbH**  
 P. O. Box 1251  
 D-71667 Marbach  
 Germany  
 Phone: + 49-714-484-9512  
 Fax: + 49-714-484-9513

**AMETEK/Singapore Private Limited**  
 10 Ang Mo Kio Street 65  
 # 05-12 Techpoint  
 Singapore 2056  
 Tel: + 65-484-2388  
 Fax: + 65-481-6588