

LAMB ELECTRIC

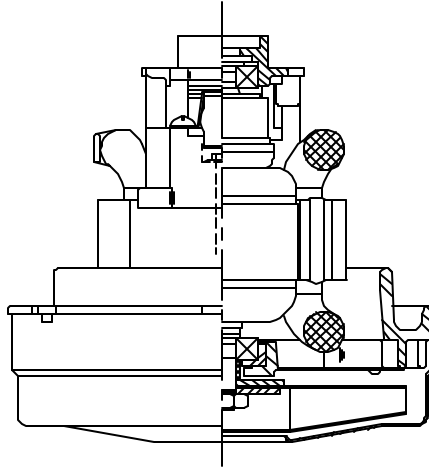
Model: 117320-00

DESCRIPTION

- One stage
- 120 volts
- 5.1"/130 mm diameter
- Double ball bearings
- Single speed
- Thru-flow discharge
- Thermoset fan end bracket
- Aluminum commutator bracket

DESIGN APPLICATION

- Equipment operating in environments not requiring separation of working air from motor ventilating air
- Designed to handle clean, dry, filtered air only

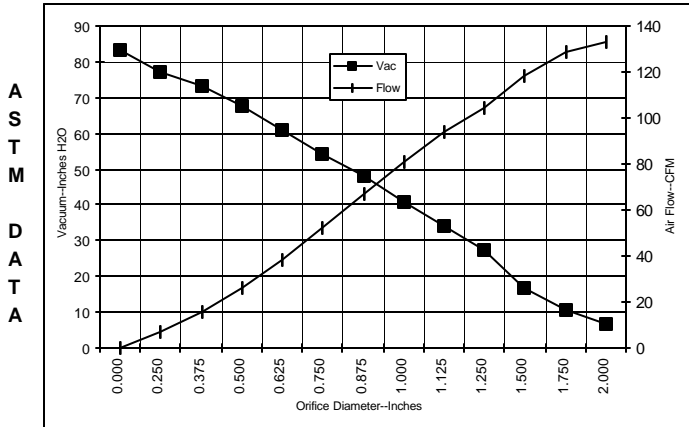


SPECIAL FEATURES

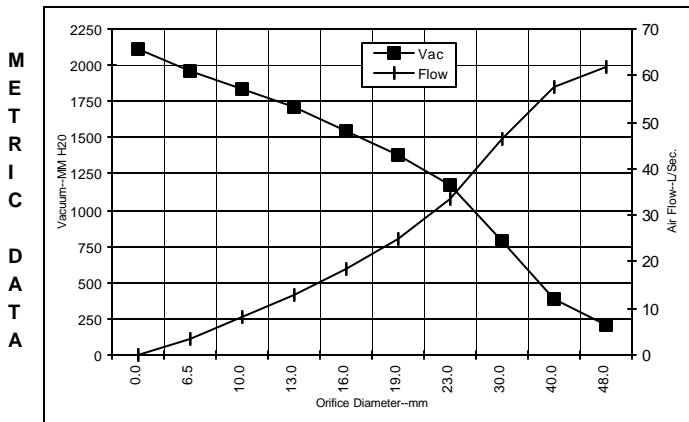
- Suitable for 120 volt AC operation, 50/ 60 Hz
- UL recognized, category PRGY2 (E47185)
- CSA certified, class 1611 01 (LR31393)
- Provision for grounding
- Skeleton-frame design
- Tapered fan system
- High airflow fan system
- The Lamb Electric vacuum motor line offers a wide range of performance levels to meet design needs

TYPICAL MOTOR PERFORMANCE.*

(At 120 volts, 60Hz, test data is corrected to standard conditions of 29.92 Hg, 68° F.)



Orifice (Inches)	Amps	Watts (In)	RPM	Vac (In.H ₂ O)	Flow (CFM)	Air Watts
2.000	9.8	1137	25966	6.6	133.3	103
1.750	9.8	1146	25856	10.6	128.8	161
1.500	9.9	1151	25763	17.0	118.5	238
1.250	9.8	1137	26206	27.5	104.6	338
1.125	9.6	1118	27383	33.9	93.9	374
1.000	9.3	1087	26660	40.8	81.2	390
0.875	8.9	1041	27380	47.8	67.3	378
0.750	8.4	987	28300	54.4	52.6	336
0.625	7.8	922	29500	61.0	38.6	277
0.500	7.2	853	31020	67.8	26.0	207
0.375	6.6	785	32490	73.0	15.3	131
0.250	6.1	724	33813	77.4	7.3	66
0.000	5.9	699	34600	83.1	0.0	0



Orifice (mm)	Amps	Watts (In)	RPM	Vac (mm H ₂ O)	Flow (L/Sec)	Air Watts
48.0	9.8	1141	25918	212	62.0	129
40.0	9.9	1150	25791	383	57.4	215
30.0	9.7	1127	26853	788	46.6	358
23.0	9.0	1053	27200	1170	33.4	381
19.0	8.4	986	28324	1385	24.7	335
16.0	7.9	925	29452	1543	18.5	279
13.0	7.3	860	30868	1705	12.9	214
10.0	6.7	795	32270	1834	8.0	142
6.5	6.1	727	33747	1960	3.6	69
0.0	5.9	699	34600	2111	0.0	0

Note: Metric performance data is calculated from the ASTM data above.

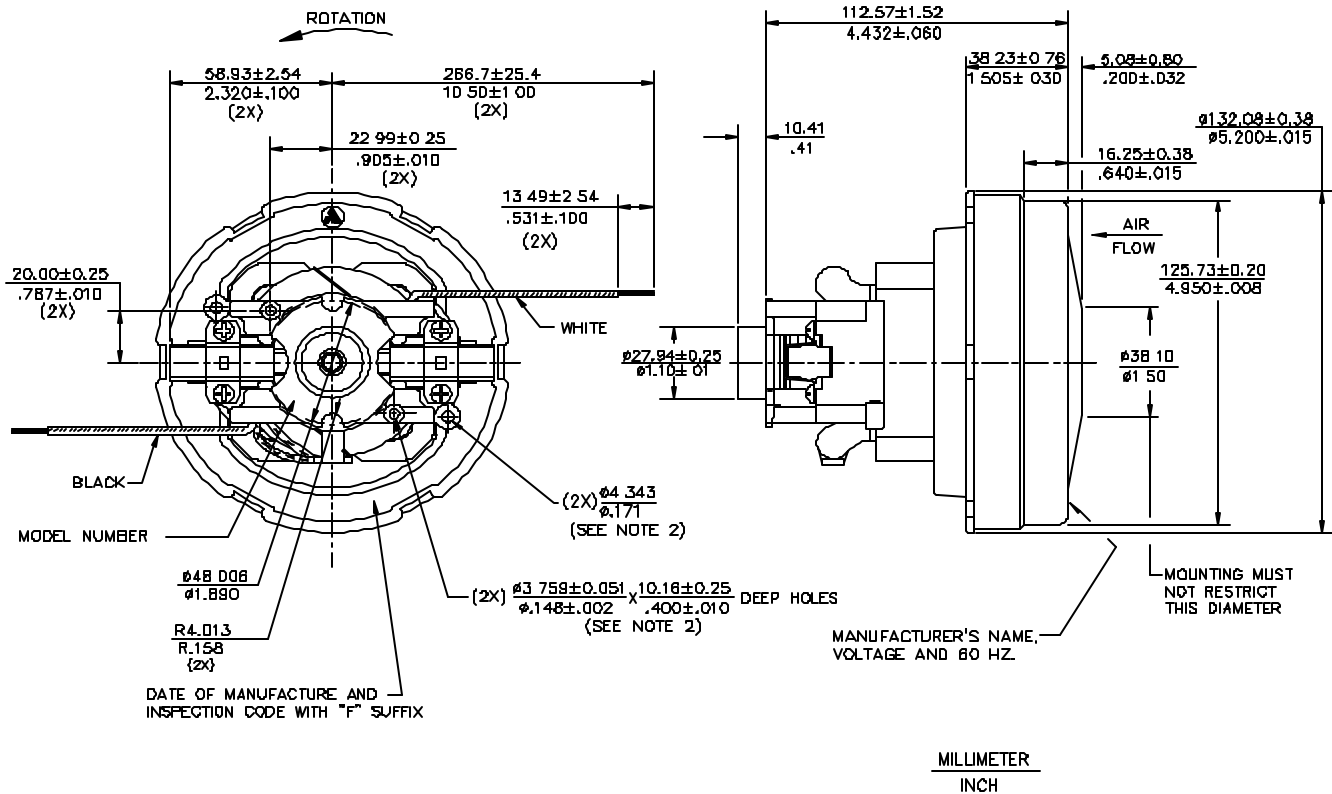
* Data represents performance of a typical motor sampled from a large production quantity. Individual motor data may vary due to normal manufacturing variability.

Test Specs:	120 volts	Minimum Sealed Vacuum:	73.0"	ORIFICE:	7/8 "	Minimum Vacuum:	40.0"	Maximum Watts:	1120
-------------	-----------	------------------------	-------	----------	-------	-----------------	-------	----------------	------

DIMENSIONS

NOTES

- 1 LEADS: 18GA STRANDED.
- 2 GROUNDING OR EARTHING PROVISIONS USE HOLES AS INDICATED FOR GROUNDING OR EARTHING. REFER TO APPROPRIATE LISTING OR REGULATORY AGENCY FOR PROPER METHOD OF GROUNDING OR EARTHING.



IMPORTANT NOTE: Pictorial and dimensional data are subject to change without notice. Contact factory for current revision levels.

WARNING - AMETEK Lamb Electric thru-flow vacuum motors must never be used in applications in which wet or moist conditions are involved, where dry chemicals or other volatile materials are present, or where airflow may be restricted or blocked. Such motors are designed to permit the vacuumed air to pass over the electrical winding to cool it. Thus any foam, liquid (including water), dry chemical, or other foreign substance coming in contact with electrical conductors could cause combustion (depending on volatility) or electrical shock. Failure to observe these precautions could result in property damage and severe personal injury, including death in extreme cases. All applications incorporating Lamb Electric motors should be submitted to Underwriters Laboratories Inc or other appropriate organizations or agencies for testing specifically related to the safety of your equipment.

AMETEK/Lamb Electric Division
 627 Lake Street
 Kent, Ohio 44240
 U.S.A.
 Tel: (330) 673-3451
 Fax: (330) 673-8994

Ametek GmbH
 Weillimdorfer Str. 47
 D-70825 Korntal-Munchingen
 Germany
 Phone: + 49-711-838-7876
 Fax: + 49-711-838-7862

AMETEK/Singapore Private Limited
 10 Ang Mo Kio Street 65
 # 05-12 Techpoint
 Singapore 2056
 Tel: + 65-484-2388
 Fax: + 65-481-6588