

LAMB ELECTRIC

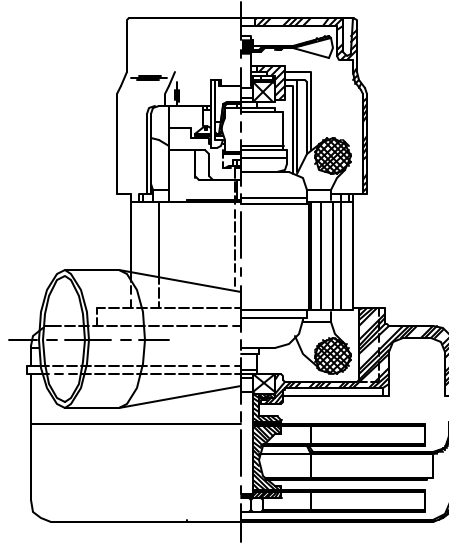
**Model: 116472-00
116472-13***

DESCRIPTION

- Two stage
- 120 volts
- 5.7"/145 mm diameter
- Double ball bearings
- Single speed
- Tangential bypass discharge
- Thermoset fan end bracket
- Aluminum commutator bracket

DESIGN APPLICATION

- Equipment operating in environments requiring separation of working air from motor ventilating air.
- Designed to handle clean, dry, filtered air only.



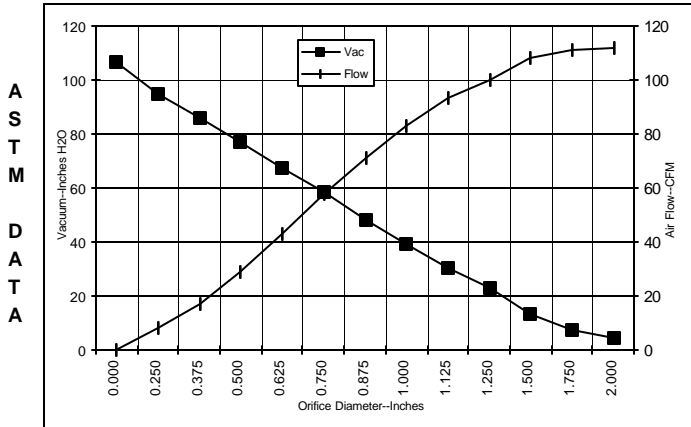
SPECIAL FEATURES

- Suitable for 120 volt AC operation, 50/60 Hz
- UL recognized, category PRGY2 (E47185)
- CSA certified, class 1611 01 (LR31393)
- Provision for grounding
- Skeleton-frame design
- The Lamb Electric vacuum motor line offers a wide range of performance levels to meet design needs.

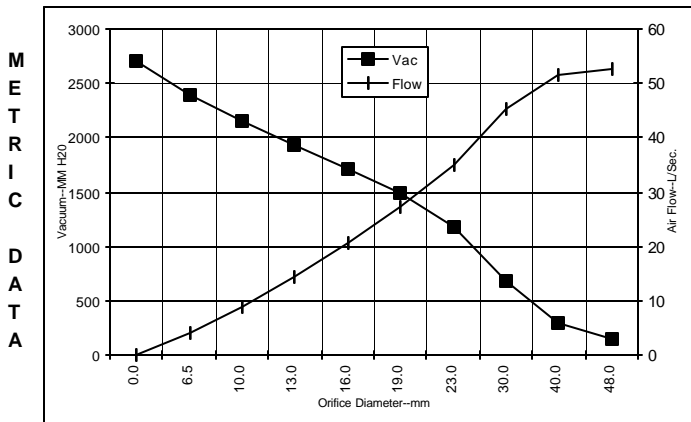
***Model 116472-13 features epoxy painted fan case and patented air seal bearing protection; U.S Patent #4,088,424**

TYPICAL MOTOR PERFORMANCE.*

(At 120 volts, 60Hz, test data is corrected to standard conditions of 29.92 Hg, 68° F.)



Orifice (Inches)	Amps	Watts (In)	RPM	Vac (In.H ₂ O)	Flow (CFM)	Air Watts
2.000	11.4	1323	19700	4.4	112.0	58
1.750	11.5	1335	19600	7.4	111.0	97
1.500	11.6	1349	19450	13.0	108.0	165
1.250	11.7	1363	19350	23.0	100.0	269
1.125	11.7	1365	19350	30.3	93.0	330
1.000	11.6	1345	19550	39.0	83.0	382
0.875	11.3	1308	19825	48.4	71.0	404
0.750	10.7	1253	20350	58.8	58.0	397
0.625	10.0	1173	21000	67.7	43.0	341
0.500	9.2	1079	21925	77.0	29.0	265
0.375	8.3	981	22975	86.2	17.0	176
0.250	7.6	903	24100	94.9	8.0	91
0.000	6.9	828	25400	106.7	0.0	0



Orifice (mm)	Amps	Watts (In)	RPM	Vac (mm H ₂ O)	Flow (L/Sec)	Air Watts
48.0	11.4	1328	19656	145	52.7	75
40.0	11.6	1345	19495	288	51.4	145
30.0	11.7	1364	19350	686	45.4	303
23.0	11.4	1317	19756	1170	34.9	399
19.0	10.7	1251	20363	1498	27.2	396
16.0	10.0	1176	20974	1711	20.6	343
13.0	9.3	1088	21833	1932	14.3	273
10.0	8.4	996	22818	2154	8.9	189
6.5	7.6	907	24044	2399	4.0	95
0.0	6.9	828	25400	2710	0.0	0

Note: Metric performance data is calculated from the ASTM data above.

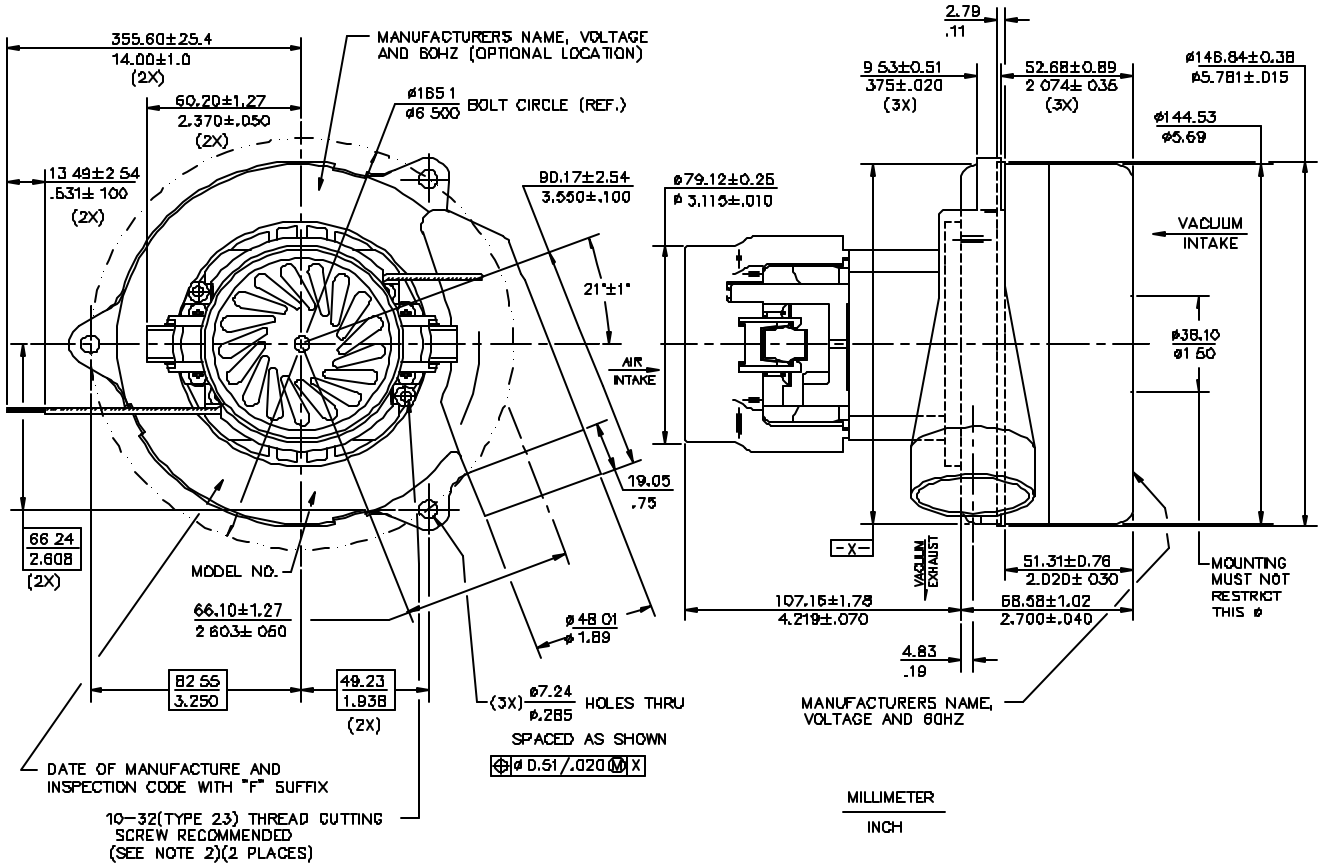
* Data represents performance of a typical motor sampled from a large production quantity. Individual motor data may vary due to normal manufacturing variability.

Test Specs:	120 volts	Minimum Sealed Vacuum:	99.0"	ORIFICE:	7/8 "	Minimum Vacuum:	42.0"	Maximum Watts:	1550
-------------	-----------	------------------------	-------	----------	-------	-----------------	-------	----------------	------

DIMENSIONS

NOTES

1. LEADS: 18GA STRANDED, LEADS CAN BE ANY COLOR EXCEPT GREEN OR GREEN WITH YELLOW STRIPE.
2. GROUNDING OR EARTHING PROVISIONS: USE HOLES AS INDICATED FOR GROUNDING OR EARTHING. REFER TO APPROPRIATE LISTING OR REGULATORY AGENCY FOR PROPER METHOD OF GROUNDING OR EARTHING.



IMPORTANT NOTE: Pictorial and dimensional data are subject to change without notice. Contact factory for current revision levels.

WARNING - When using AMETEK Lamb Electric bypass motors in machines that come in contact with foam, liquid (including water), or other foreign substances, the machine must be designed and constructed to prevent those substances from reaching the fan system, motor housing, and electrical components. Lamb Electric vacuum motors other than hazardous duty models should not be applied in machines that come in contact with dry chemicals or other volatile materials. Failure to observe these precautions could cause flashing (depending on volatility) or electrical shock which could result in property damage and severe bodily injury, including death in extreme cases. All applications incorporating Lamb Electric motors should be submitted to appropriate organizations or agencies for testing specifically related to the safety of your equipment.

AMETEK/Lamb Electric Division
627 Lake Street
Kent, Ohio 44240
U.S.A.
Tel: (330) 673-3451
Fax: (330) 673-8994

Ametek GmbH
Weilimdorfer Str. 47
D-70825 Korntal-Munchingen
Germany
Phone: + 49-711-838-7876
Fax: + 49-711-838-7862

AMETEK/Singapore Private Limited
10 Ang Mo Kio Street 65
05-12 Techpoint
Singapore 2056
Tel: + 65-484-2388
Fax: + 65-481-6588